











Crane Signals Chart

MOTION	HAND SIGNAL	WHISTLE, BELL OR BUZZER SIGNAL		MOTION	HAND SIGNAL	WHISTLE, BELL OR BUZZER SIGNAL
Hoisting raise		2 short ••		Hoisting lower		1 long —
Luffing boom up		3 short •••		Luffing boom down		4 short ••••
Slewing right		1 long, 2 short —••		Slewing left		1 long, 1 short —•
Jib-trolley out; telescoping boom extend		1 long, 3 short —•••		Jib-trolley in; telescoping boom retract		1 long, 4 short —••••
Travel and traverse		Not applicable		STOP		1 short •
CREEP SPEED: APPROPRIATE HAND SIGNAL FOR MOTION WITH HAND OPENING AND CLOSING						